

Effects of dwarf bamboo on soil

土壌に対するササの影響

(soil temperature, soil nitrogen, fine root, soil water)

2012.10.19 Luncheon seminar



What is dwarf bamboo?

- 主にイネ科タケ亜科ササ属・スズタケ属に属する
- 分布は日本及びその周辺
- 北海道にはクマイザサ・チシマザサ・ミヤコザサ・スズタケが生育
- 60数年周期で更新？

Effects of dwarf bamboo

- Limit the light environment of the forest floors
(光環境の制限)
- Litter decomposition is difficult
(リターの難分解性→養分不足・病気の発生)
- Hideout small animal (小動物を天敵から隠す)
→feeding damage & incidence of a disease
(食害などの発生)
- **調査の邪魔!** etc...

Effects on seedling and upper trees

- Effects on seedling
 - limit the light environment
(LAI 5.0, 相对照度1%)
 - Inhibition regeneration
(更新阻害)
- Effects on upper trees
 - ???

New knowledge

- Effects on soil temperature
(地温への影響)
- Effects on soil nutrient & fine roots
(養分・細根への影響)
- Effects on soil water
(土壤水分への影響→上層木への影響)
→effects on upper tree

references

- Takahashi K. et al (2002) Effect of understory dwarf bamboo on seasonal changes in soil temperature in a *Betula ermanii* forest, northern Japan. Eurasian J. For. Res 5: 49-53
- Takahashi K. et al (2003) Effect of understory dwarf bamboo on soil water and the growth overstory trees in dense secondary *Betula ermanii* forest, northern Japan. Ecol. Res. 18:767-774
- Tripathi SK. et al (2006) The effects of understory dwarf bamboo (*Sasa kurilensis*) removal on soil fertility in a *Betula ermanii* forest of northern Japan. Ecol. Res. 21:315-320
- Tripathi SK. et al (2005) Growth and substrate quality of fine root and soil nitrogen availability in a young *Betula ermanii* forest of northern Japan: Effects of the removal of understory dwarf bamboo (*Sasa kurilensis*) Forest ecol. Manage. 212:278-290

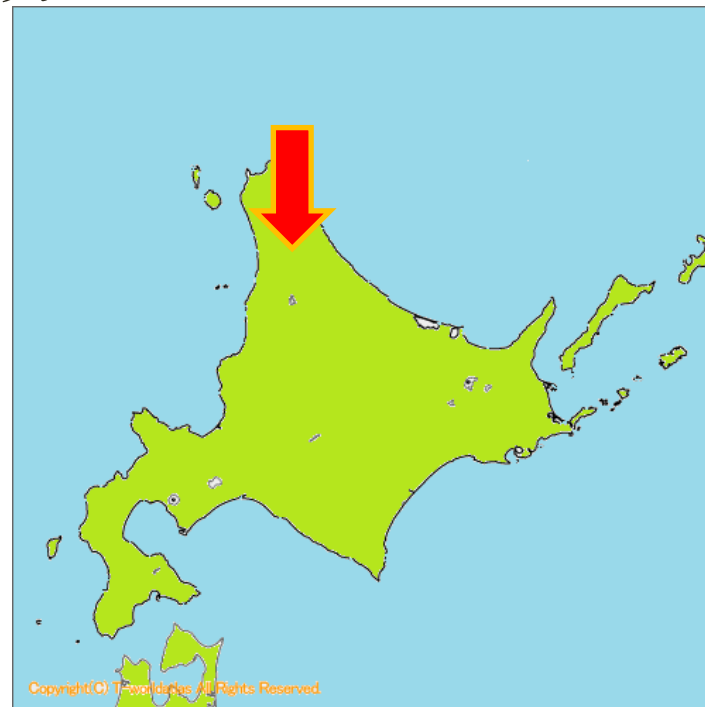
Study Site

- Uryu experimental(北大雨竜演習林)
- *Betula ermanii*(secondly forest), チシマザサ


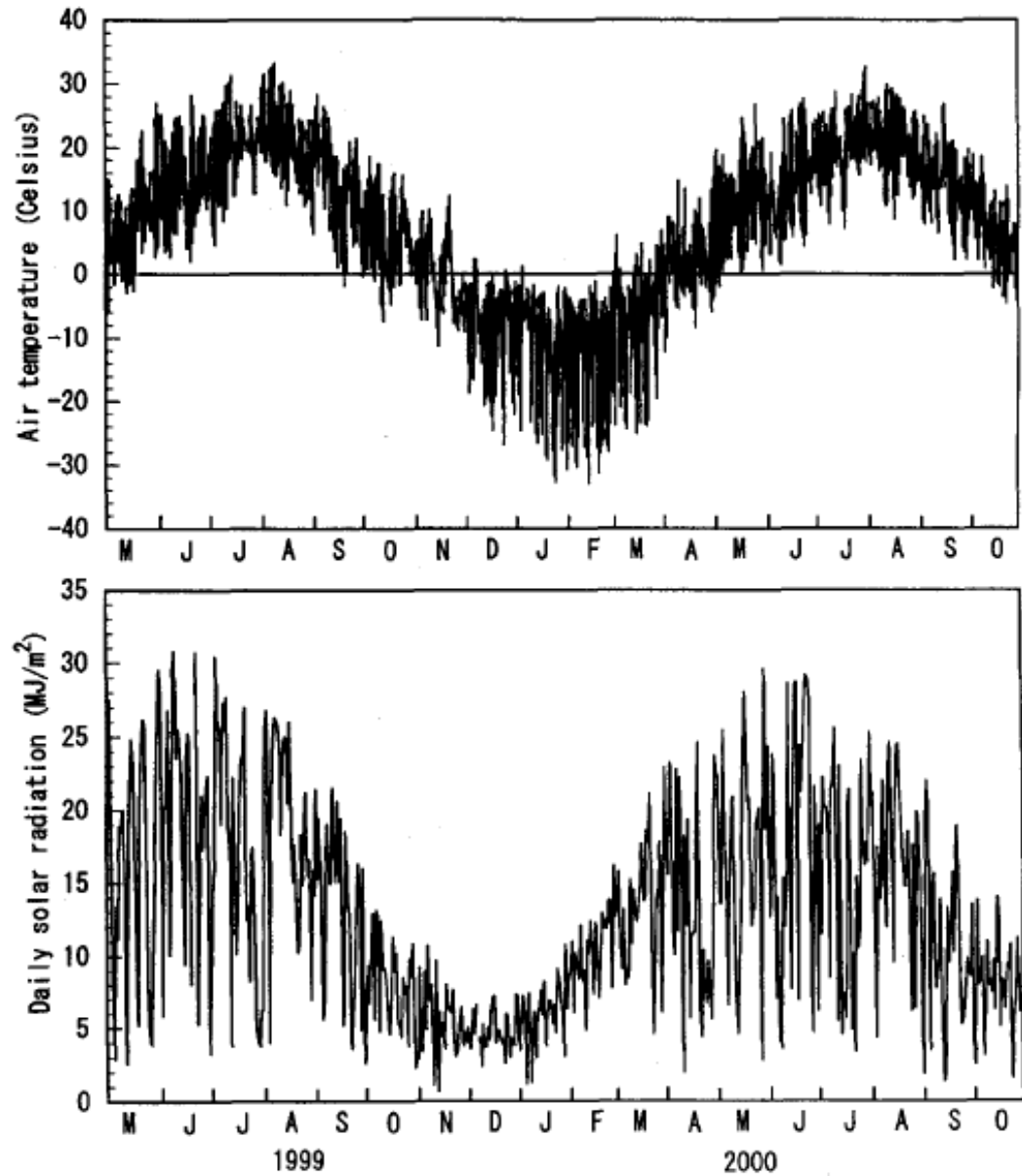
Sasa-remove (SR)

Sasa-present (SP) に区分

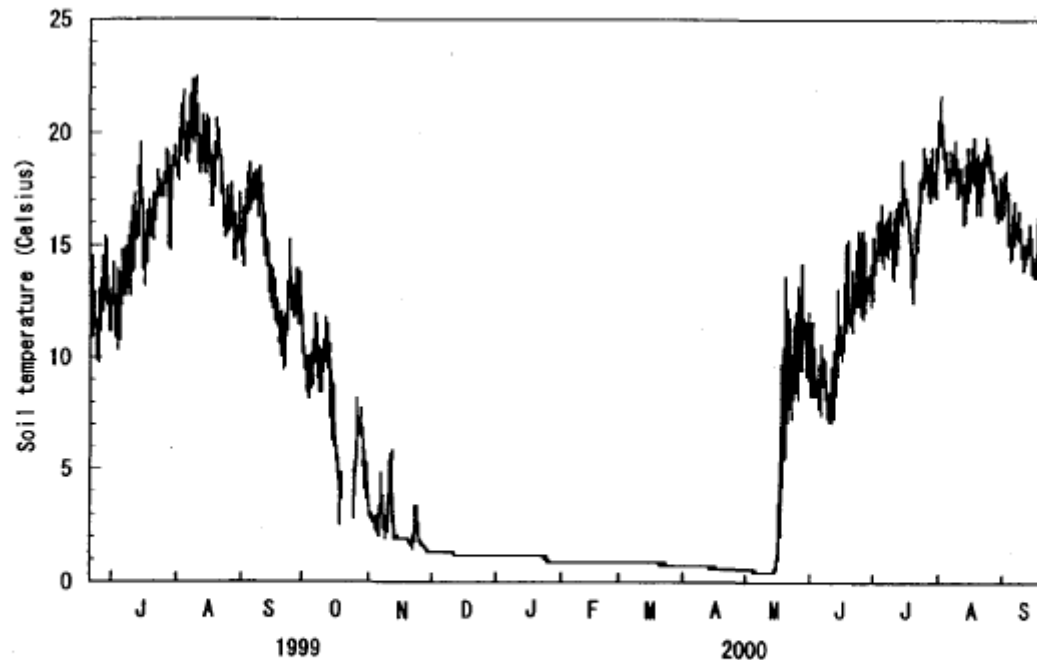
(removed *Sasa* in 1998 Oct)



The seasonal changes in air-temperature & solar radiation



The changes of soil temperature in SR

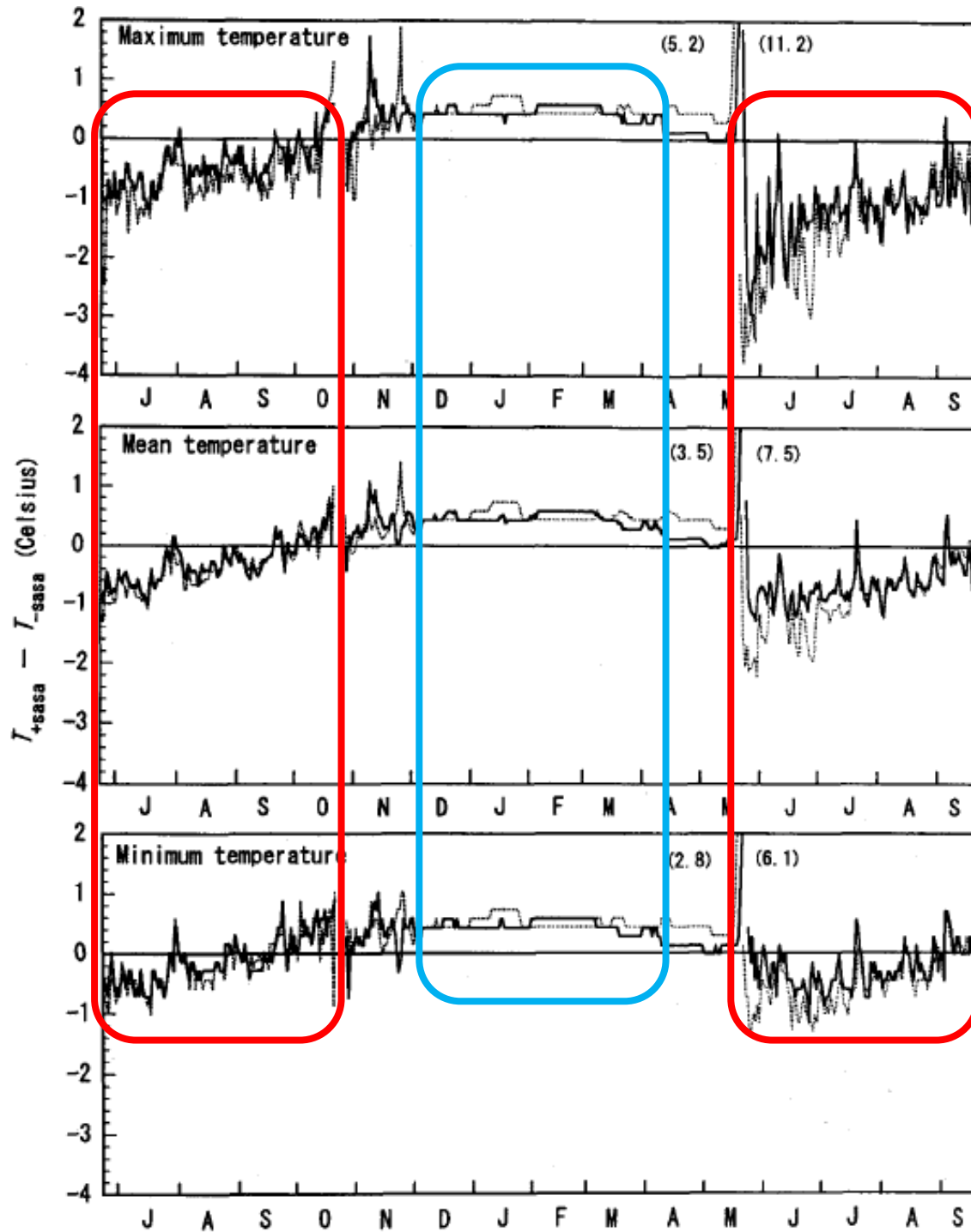


表層から5cmの地点で
測定

(99年～00年)

地温は0°C以上！

Fig. 2. The seasonal changes in the soil-temperatures at 5 cm below the surface in Plot-2a with *Sasa* in a dense secondary *Betula ermanii* forest. The daily maximum and minimum values were expressed by a vertical bar for each day.



Soil temperature
 SP — SR

Snow covered
 → SP > SR
 not snow covered
 → SR > SP

Discussion (effect in soil temperature)

- Snow covered : $SP > SR$
 - presence of air in sasa-layer had an adiabatic effect
(空気を含んだササの層が断熱効果を持つ)
- Growing season of trees
 - The solar radiation strikes the soil surface
(土壤表面に太陽放射が届く)
 - active decomposition...?
(リターの分解等活発に?)

Soil nutrient & fine root(method)

- after 5 years

Soil sampling(0~10、 10~20、 20~30cm)

※MBC · MBN · N · C · soil pH

Root sampling(0~10、 10~20、 20~30cm)

※15 × 15 × 30cm depth

soil nutrient (result)

Table 1

Depth-wise physico-chemical soil properties in *Sasa*-present and *Sasa*-removed stands of a young *B. ermanii* forest of Northern Japan in June 2

Soil properties	<i>Sasa</i> -present/soil depths			<i>Sasa</i> -removed/soil depths		
	0–10 cm	10–20 cm	20–30 cm	0–10 cm	10–20 cm	20–30 cm
Bulk density (g cm ⁻³) ^a	0.49 ± 0.03 ^a	0.64 ± 0.04 ^{ab}	0.77 ± 0.07 ^b	0.47 ± 0.05 ^a	0.47 ± 0.02 ^a	0.69 ± 0.01 ^b
Gravimetric soil water (g 100 g ⁻¹) ^a	61 ± 3.2 ^{ab}	64 ± 2.9 ^{ab}	58 ± 4.5 ^a	71 ± 3.0 ^{ab}	69 ± 3.5 ^{ab}	74 ± 1.8 ^b
pH	4.4 ± 0.09	4.3 ± 0.07	4.3 ± 0.1	4.2 ± 0.07	4.2 ± 0.05	4.3 ± 0.05
Total C (g 100 g ⁻¹)	9.2 ± 0.2 ^{cd}	7.9 ± 0.3 ^{bd}	6.6 ± 0.02 ^{ab}	10.7 ± 0.5 ^c	7.4 ± 0.34 ^b	5.7 ± 0.4 ^a
Total N (g 100 g ⁻¹)	0.86 ± 0.03 ^c	0.77 ± 0.05 ^{bc}	0.63 ± 0.01 ^{ab}	1.1 ± 0.02 ^d	0.73 ± 0.02 ^{bc}	0.56 ± 0.04 ^a
Microbial biomass C (mg kg ⁻¹)	2602 ± 263 ^{bc}	1908 ± 215 ^b	1095 ± 72 ^a	3117 ± 54 ^c	1718 ± 28 ^{ab}	790 ± 70 ^a
Microbial biomass N (mg kg ⁻¹)	570 ± 62 ^{bc}	420 ± 56 ^b	261 ± 15 ^{ab}	685 ± 11 ^c	407 ± 16 ^b	226 ± 17 ^a
NH ₄ -N (mg kg ⁻¹)	13.4 ± 1.7 ^{bc}	10 ± 0.3 ^{ab}	8.7 ± 1.1 ^a	16.3 ± 0.2 ^c	10.2 ± 0.7 ^{ab}	8.1 ± 0.4 ^a
NO ₃ -N (mg kg ⁻¹)	1.5 ± 0.05 ^a	1.7 ± 0.24 ^a	1.2 ± 0.05 ^a	5.5 ± 0.5 ^b	3.9 ± 0.8 ^b	1.7 ± 0.2 ^a
Inorganic-N (mg kg ⁻¹)	14.9 ± 1.7 ^b	11.8 ± 0.6 ^{ab}	9.9 ± 1.1 ^a	21.8 ± 0.3 ^c	14.1 ± 0.4 ^{ab}	9.8 ± 0.6 ^a
Nitrification (mg kg ⁻¹ month ⁻¹)	2.7 ± 0.8 ^a	–	–	6.3 ± 0.2 ^b	–	–
N-mineralization (mg kg ⁻¹ month ⁻¹)	16.7 ± 1.2 ^a	–	–	23.8 ± 0.6 ^b	–	–

Values are means ± S.E. ($n = 3$) and expressed on a dry soil-weight basis. F_1 , F_2 and F_3 represent soil depth, *Sasa*-removal treatment and their intera with different superscript letters denote a significant difference ($p < 0.05$; Tukey's HSD). F -values are indicated by superscript asterisks and ns

^a Values are based on six replicates, estimated in July 2003.

* $p < 0.01$.

** $p < 0.05$

SR>SP

All layer: N • NO₃-N

Upper layer: Nitrification • N-mineralization

Table 2

Changes in the amount of different root and rhizome (root-rh) categories to a depth of 30 cm and total live and dead root-rh ratios in *Sasa*-present and *Sasa*-removed stands of a young *B. ermanii* forest of Northern Japan in June and October

Categories	<i>Sasa</i> -present (g m ⁻²)		<i>Sasa</i> -removed (g m ⁻²)	
	June	October	June	October
Live				
Very fine root < 0.2 mm (VFR)	254 ± 31 ^{bc}	416 ± 29 ^d	331 ± 46 ^{cdf}	487 ± 54 ^d
<i>Sasa</i> fine root < 2 mm (SLFR)	208 ± 12	372 ± 68	0	0
<i>Sasa</i> rhizome (SLRh)	162 ± 25	116 ± 16	0	0
<i>Betula</i> fine root < 2mm (BLFR)	118 ± 10 ^{ab}	178 ± 16 ^{abf}	108 ± 13 ^{ab}	179 ± 14 ^{abc}
<i>Betula</i> coarse root 2–10 mm (BLCR)	104 ± 14 ^{ab}	146 ± 35 ^{ab}	214 ± 36 ^{bce}	119 ± 17 ^{ab}
Total live	846	1228	653	785
Dead				
<i>Sasa</i> rhizome (SDRh)	64 ± 18 ^{ae}	22 ± 5 ^a	237 ± 77 ^{bc}	157 ± 39 ^{ab}
<i>Sasa</i> fine root (SDFR)	38 ± 9 ^a	52 ± 15 ^{ag}	57 ± 13 ^{age}	26 ± 9 ^a
<i>Betula</i> roots (BDR)	31 ± 12 ^a	50 ± 13 ^{ag}	27 ± 11 ^a	58 ± 12 ^{ag}
Organic debris (OD)	93 ± 14 ^{ab}	208 ± 36 ^{bceg}	233 ± 53 ^{bc}	346 ± 39 ^{cd}
Total dead	226	332	554	587
All total	1072 ± 41	1560 ± 108	1236 ± 143	1373 ± 114
Total live/dead root-rh ratio	6.4	9.9	2.0	3.3

Values for June and October are the means of 2 years (2002 and 2003) ($n = 10 \pm$ S.E.). All mean values with different superscript letters denote a significant difference ($p < 0.05$; Tukey's HSD).

基本的にJun>Oct

Total live, live/Dead : SP>SR

Table 3

Distribution of root and rhizome (live and dead) mass ($\text{g m}^{-2} \pm \text{S.E.}$) at different soil depths in *Sasa*-present and *Sasa*-removed stands in a young *B. ermanii* forest of Northern Japan

Root categories	Soil depths (cm)			
	0–10 cm	10–20 cm	20–30 cm	Total
<i>Sasa</i> -present (SP)				
Very fine root < 0.2 mm	155 ± 13 ^{ce}	105 ± 8 ^{bc}	75 ± 8 ^{bd}	335 ± 22
<i>Sasa</i> root < 2 mm	121 ± 12 ^{cd}	146 ± 36 ^{ce}	72 ± 11 ^{bd}	339 ± 46
<i>Sasa</i> rhizome	83 ± 17 ^{bde}	79 ± 16 ^{bde}	22 ± 6 ^{ab}	184 ± 25
<i>Betula</i> fine root < 2 mm	88 ± 12 ^{bdef}	52 ± 6 ^{abd}	27 ± 4 ^{ab}	167 ± 16
<i>Betula</i> coarse root 2–10 mm	69 ± 17 ^{bd}	49 ± 10 ^{abd}	29 ± 7 ^{ab}	147 ± 24
Organic debris	71 ± 14 ^{bd}	53 ± 6 ^{abd}	27 ± 6 ^{ab}	151 ± 23
Total	587 ± 37	484 ± 35	252 ± 15	1323 ± 57
<i>Sasa</i> -removed (SR)				
Very fine root < 0.2 mm	162 ± 17 ^{cf}	142 ± 14 ^{ce}	105 ± 12 ^{cde}	409 ± 35
<i>Sasa</i> root < 2 mm	18 ± 4 ^{ab}	17 ± 4 ^{ab}	10 ± 2 ^{ah}	45 ± 8
<i>Sasa</i> rhizome	108 ± 38 ^{cd}	57 ± 10 ^{abd}	42 ± 10 ^{abh}	207 ± 43
<i>Betula</i> fine root < 2 mm	87 ± 12 ^{bdeh}	47 ± 7 ^{abd}	27 ± 4 ^{ab}	161 ± 16
<i>Betula</i> coarse root 2–10 mm	75 ± 13 ^{bdh}	77 ± 18 ^{bdh}	41 ± 9 ^{abh}	193 ± 27
Organic debris	125 ± 15 ^{ce}	113 ± 17 ^{cdeh}	53 ± 8 ^{abd}	291 ± 35
Total	575 ± 55	453 ± 34	278 ± 15	1306 ± 86

Mean values are based on four sampling events over 2 years ($n = 20$). All mean values with different superscript letters denote a significant difference ($p < 0.05$; Tukey's HSD).

土壤深増で根量減少（上層20cmに80%存在）

Organic debris : SP < SR

Fine root growth

Table 4

Fine root growth ($\text{g m}^{-2} \text{period}^{-1}$) estimated through root-free cages and ratio of very fine root to fine root biomass during the different measurement periods in *Sasa*-present and *Sasa*-removed stands of a young *B. ermanii* forest of Northern Japan ($n = 5$)

Period	Sampling interval (days)	<i>Sasa</i> -present		<i>Sasa</i> -removed	
		Root in-growth	Very fine root/fine root	Root in-growth	Very fine root/fine root
Jun 2002–Oct 2002	113	156 ± 22 (42.2)	2.2	87 ± 13 (23.5)	1.8
Jun 2002–Jun 2003	372	230 ± 10 (18.9)	1.4	147 ± 10 (12.1)	1.1
Jun 2002–Oct 2003	479	285 ± 34 (18.2)	0.4	230 ± 41 (14.6)	0.9

Values are means ± S.E. Values in parentheses show root mass accumulation in $\text{g m}^{-2} \text{month}^{-1}$.

SP > SR

Turnover

Table 5

Mean accumulation of organic matter, C and N in different root and rhizome categories in soil profiles to a depth of 30 cm and their turnover in two stands of a young *B. ermanii* forest in Northern Japan

Parameter	<i>Sasa</i> -present				<i>Sasa</i> -removed			
	0–10 cm	10–20 cm	20–30 cm	Total	0–10 cm	10–20 cm	20–30 cm	Total
Accumulation (kg ha ⁻¹)								
Organic matter	5870	4840	2520	13,230	5740	5430	2780	13,050
Carbon	2554	2100	1068	5722	2491	1970	1170	5631
Nitrogen	59	46	24	130	66	49	28	142
Annual production/input (kg ha ⁻¹)								
Organic matter	3177	3170	1969	8316	2362	961	881	4204
Carbon	1362	1400	831	3593	1019	412	372	1803
Nitrogen	34	30	18	82	27	10	9	46
Turnover rate (year ⁻¹)								
Organic matter	0.54	0.65	0.78	0.63	0.41	0.17	0.32	0.32
Carbon	0.53	0.67	0.78	0.63	0.41	0.21	0.32	0.32
Nitrogen	0.58	0.65	0.75	0.63	0.41	0.20	0.32	0.32

Annual production/input

turnover rate

: SP > SR

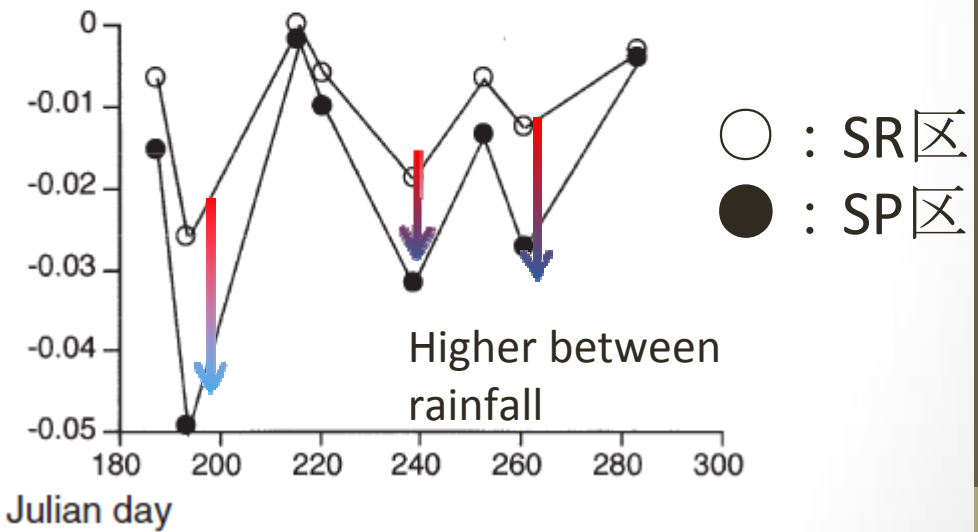
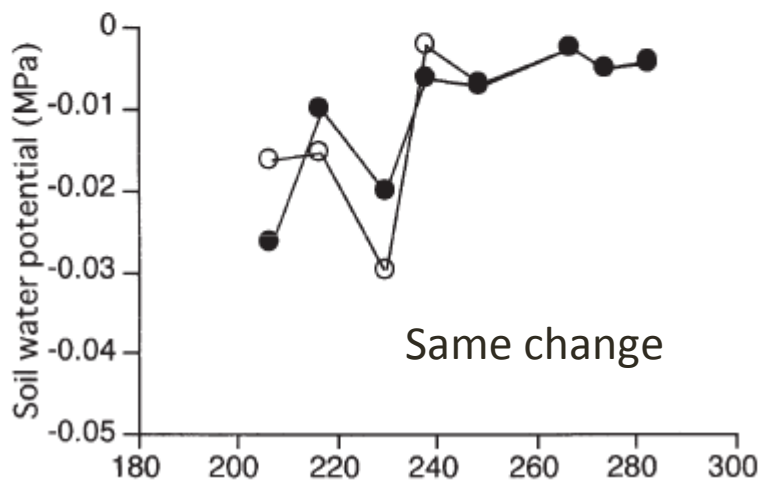
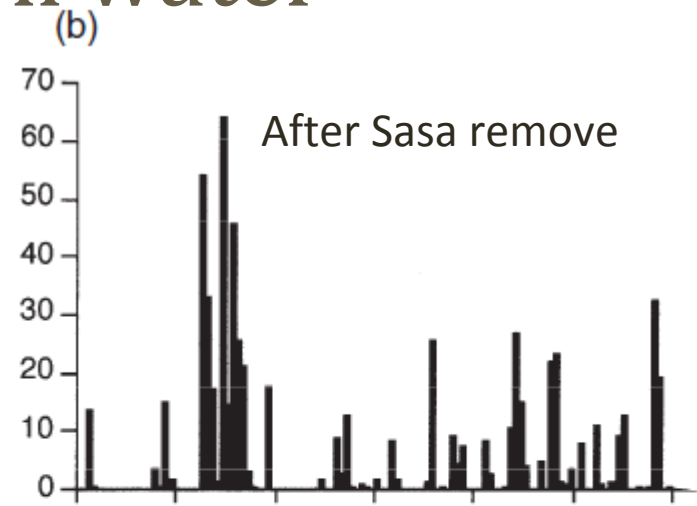
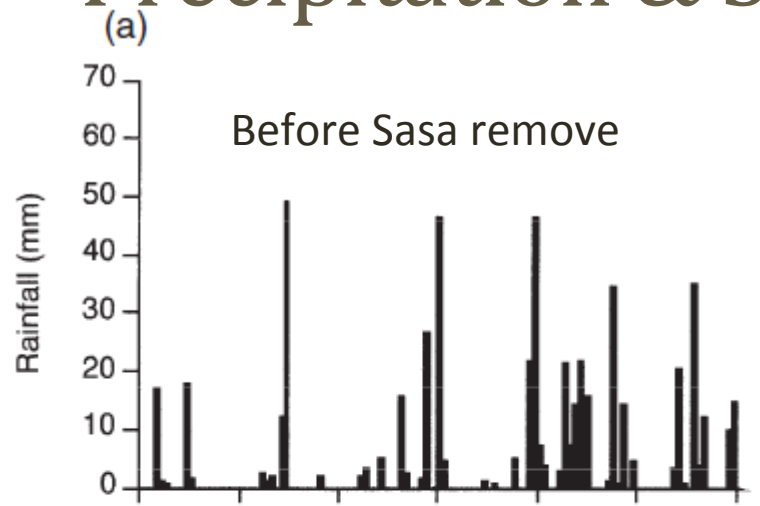
Soil nutrient & fine roots(discussion)

- 土壌中のN : SR > SP
- 根量 : SP > SR (ダケカンバ根量はあまり変化なし)
 - Nutrient competition with Sasa is relaxed
 - ※turnover decreased (ササとの養分競争緩和)
 - Increase the amount of N that can be used in *Betula*
(ダケカンバの使用できるN増加)
 - Nutrient environment improvement
(ササ除去で養分環境改善?)

Soil water & *Betula ermanii* growth (methods)

- Measure soil moisture at 25cm depth
→from 1998～1999(July～Oct)
precipitation
- Measure precipitation & *Betula ermanii* growth
→成長量は98年(ササ刈前)・99年・00年に測定

Precipitation & Soil water



Discussion (soil water)

Soil water: $SR > SP$

→effect on transpiration of Sasa

or Rain does not reach the soil surface


※especially happened between rainfall

(特に降水と降水の間で起こっている)

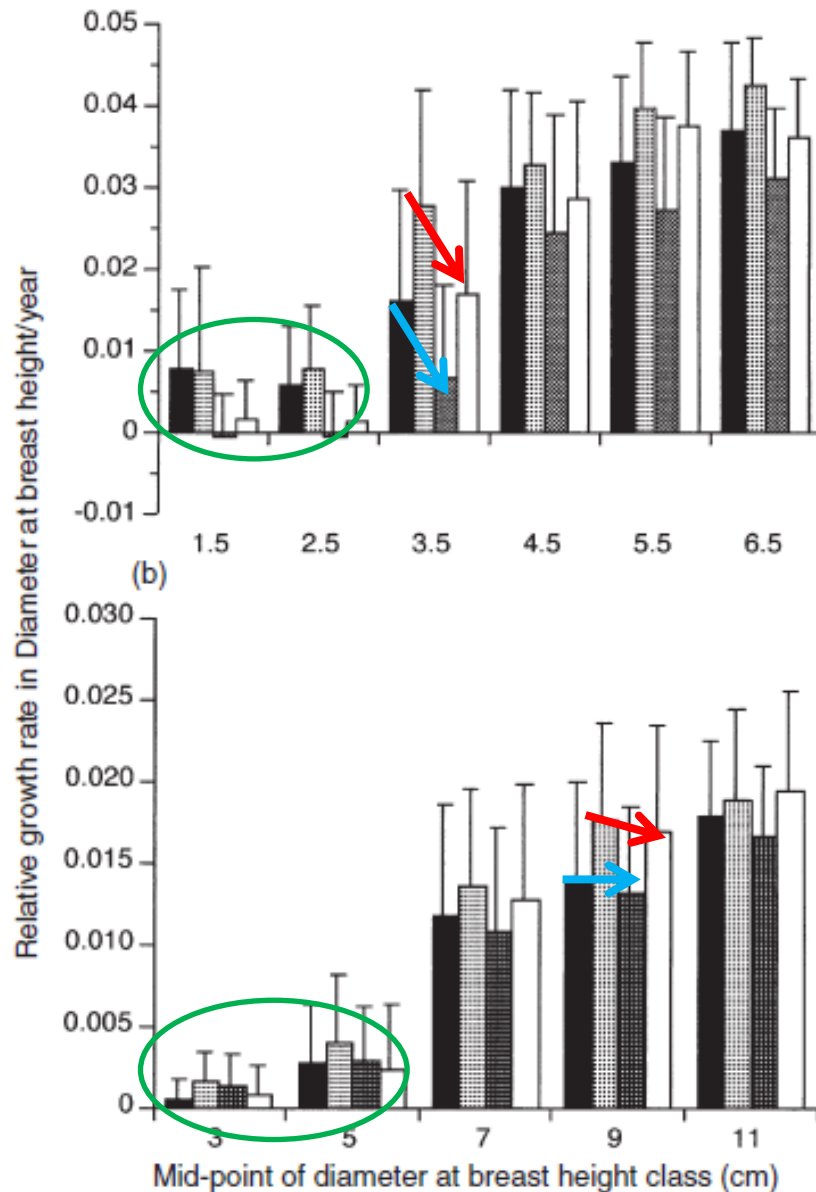
→effect on **transpiration of Sasa**

(e.g. 下層植生の蒸散は全体の20～30%)

Rberts et al.(1980) and Kelliher and Black(1986)



Betula ermanii growth



99年 00年
 ■ → ■ SP区
 ■ → □ SR区

growth rate : SR > SP

→ limited by Sasa transpiration

Growth of small tree is lower
 (小径木の成長量小さい)

Fig. 3. Relative growth rate (with positive standard

Discussion (*Betula ermanii* growth)

growth: SR > SP

→ limitation of soil water (土壤水分の制限)

✂ stomata often close in response to the limitation of
soil water availability (Oren et al.(1998)...)

→ can not eat food(CO₂)...(>_<)

(気孔からCO₂入らなくてご飯食べられない)

Growth of small tree is lower

→ effect of big trees

まとめ

- Soil temperature

→雪がないときに地温が上昇（土壌菌の活動活発化？）

- Soil nutrient and fine root

→ダケカンバの利用可能なN増加

（養分を巡る競争が緩和？）

- Soil water

→ササによる蒸散減で水分量上昇（降水後）

→ダケカンバの成長量減少

※水分では有意な結果が得られたが、

養分等複合的には調べられていない

→1つの調査でまとめ評価してみたら？

My conclusion

I want to cut the bamboo

